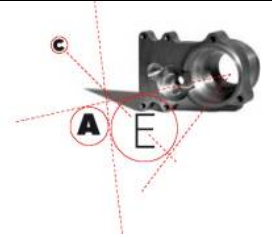


## CAE Performance Products

7 Main Road, Castlemaine, Vic. 3450  
 P.O. Box 686 Castlemaine, Vic. 3450  
 T 03 5472 1442  
 F 03 5472 4111  
 www.caepformanceproducts.com.au  
 info@caepformanceproducts.com.au



## LOMEFI-30A-NEW

### Schematic for new wiring harness connections.

### LS-2 ENGINE 4L60E/4L65E 4SPEED AUTO WITH A/C, HARNESS FITTING INSTRUCTION

There are 8 wires which are all labelled that should be spliced into the vehicle. Only the 12V Switched, Power to Fuel Pump and cranking signal wires are essential to make the engine start and run.

**Yellow/Black**, Cranking signal - Feeds power to the starter relay when the key is turned to Start and Crank position.

**Light Blue**, Air Conditioner Request – Supply 12V to this wire to engage the A/C compressor. It is recommended to use a Low & High Pressure cut-off switch between the A/C switch in the dash and the wire.

**Brown/White**, Check Engine – Malfunction Indicator Lamp (Check Engine) this wire supplies a ground to a light telling when the computer senses a malfunction and sets a trouble code.

**Light Green**, Backup Lamp – Feeds power to the backup lights when the transmission is put in reverse.

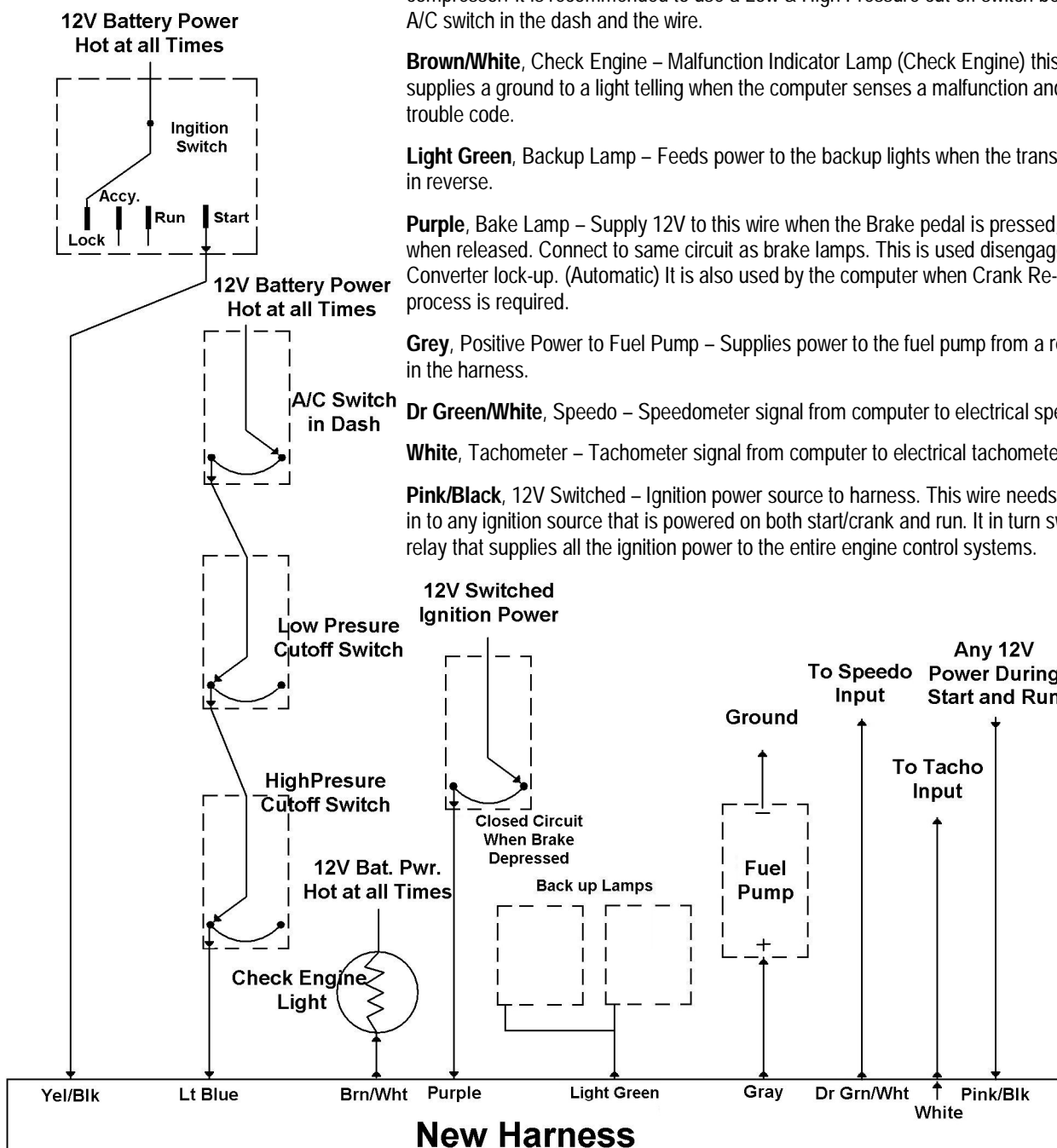
**Purple**, Brake Lamp – Supply 12V to this wire when the Brake pedal is pressed, and ground when released. Connect to same circuit as brake lamps. This is used to disengage the Torque Converter lock-up. (Automatic) It is also used by the computer when Crank Re-Learn process is required.

**Grey**, Positive Power to Fuel Pump – Supplies power to the fuel pump from a relay supplied in the harness.

**Dr Green/White**, Speedo – Speedometer signal from computer to electrical speedometer.

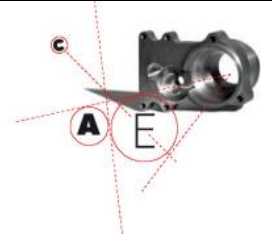
**White**, Tachometer – Tachometer signal from computer to electrical tachometer.

**Pink/Black**, 12V Switched – Ignition power source to harness. This wire needs to be spliced in to any ignition source that is powered on both start/crank and run. It in turn switches a relay that supplies all the ignition power to the entire engine control systems.



## CAE Performance Products

7 Main Road, Castlemaine, Vic. 3450  
P.O. Box 686 Castlemaine, Vic. 3450  
T 03 5472 1442  
F 03 5472 4111  
www.caepformanceproducts.com.au  
info@caepformanceproducts.com.au



**LOOMEFI-30A-NEW**

## Typical Schematic for Positive Battery Cables.

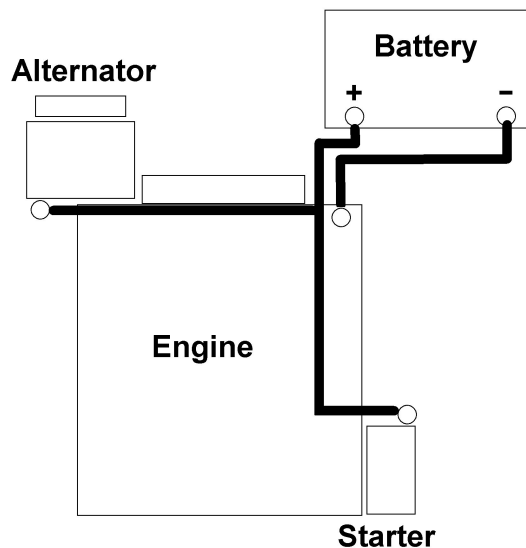
Most engine wiring harnesses supply the connections for the engine sensors and controls for devices such as A/C, Starter solenoid and electric fans.

The following wiring is NOT included in the engine control system:

- Generator/Alternator power cables to charge your battery
- A cable connecting your battery to the starter which has large current draw of any single device on the engine

Our Typical engine harness will have a fusible link wire connecting to either the Alternator stud or the starter stud. This wire is the positive battery feed for the fuse block installed on the harness, and it must be connected to battery power, or the fuse in the fuse block will not be able to supply power to various component.

Below is a diagram showing how the battery cables must be connected in order for the system to function properly.

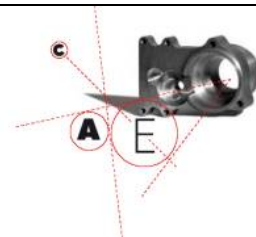


CAE Performance Products recommends all work should be carried out by a qualified person.

Please make sure this information is understood before any further trouble shooting if you have any questions, please feel free to contact us on 03 5472 1442

## **CAE Performance Products**

7 Main Road, Castlemaine, Vic. 3450  
P.O. Box 686 Castlemaine, Vic. 3450  
T 03 5472 1442  
F 03 5472 4111  
www.caepformanceproducts.com.au  
info@caepformanceproducts.com.au



**LOOMEFI-30A-NEW**

## **Disclaimer :**

### **Program to Run 4L60E/4L65E**

If CAE Performance Products have provided Software modification please follow the guidelines.

This PCM/ECU has been flashed with a base program loaded into so you can run your engine and transmission. This means that it has been set up, as close as possible to the specifications that you provided us.

But as we don't have the engine/vehicle located in our workshop we can not thoroughly check all things associated with the running of the engine.

Therefore we can not guarantee that you will **NOT** have issues that may need sorting out first.

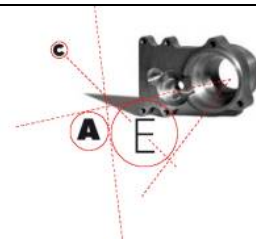
Its main design is to be used a startup program. Meaning that it's able to crank and fire up the engine, so you can check the engines operation of oil pressure, ignition timing, fuel lines leaks etc...

Before you take your vehicle out, it is recommended that the engine/vehicle be run on a dyno first so that the air/fuel spark is at a safe & acceptable level.

If you have any further queries, please refer them to the friendly staff at CAE:

## **CAE Performance Products**

7 Main Road, Castlemaine, Vic. 3450  
P.O. Box 686 Castlemaine, Vic. 3450  
T 03 5472 1442  
F 03 5472 4111  
www.caepformanceproducts.com.au  
info@caepformanceproducts.com.au



**LOOMEFI-30A-NEW**

## **LOOM WARRANTY**

### **Manufacturer's Warranty:-**

All Looms manufactured or modified by C.A.E. Performance Products Pty Ltd will be guaranteed against faulty workmanship for a period of twelve months.

The warranty is subject to the following conditions:-

- C.A.E. Performance Products recommends that this product be fitted by qualified personnel.
- All claims must be made within the warranty period.
- Any loom manufactured or modified that has been found to have faulty workmanship or related faults due to the workmanship of C.A.E. Performance Products will be replaced or repaired free of charge.
- C.A.E Performance Products recommend that this product be fitted by qualified personnel.
- The warranty will not apply to a loom that has been installed incorrectly or has been subject to neglect, intentional or accidental damage, unauthorized repairs or modifications or used for the wrong application.
- The warranty does not cover installation of removal of wiring loom or freight costs.
- The warranty will only apply to wiring looms used for normal road use.

#### **ORDERING**

Orders can be placed by phone, fax or e-mail. We prefer official purchase orders from account customers. Please quote the part number, quantity and any special requirements when ordering.

#### **SHIPPING**

All orders are dispatched upon payment (except account customers). We ship Australia-wide every day. If you wish to use your own courier, please advise us of your courier name & account details & we can organize pick-up. Transport insurance can be arranged at the request of the purchaser.

#### **RETURN OF GOODS**

All part returned will incur a 20% re-stocking fee. Freight is to be paid by customer unless the goods are being returned due to manufacturing defect or shipping error, in which case they are to be shipped using our Australia Post Reply Paid account. C.O.D. post will NOT be accepted under any circumstances. Goods specifically made to customer requests cannot be returned for credit. All goods remain the property C.A.E. Performance Products Pty Ltd until paid for in full.

#### **DAMAGE**

All goods are shipped in good condition & are packed accordingly. We can only handle damage claims for prepaid freight.

#### **PAYMENT**

Payment can be made by credit card, direct deposit, cheque/money order or cash over the counter. Please note that cheques & money orders must include the full amount of the order & freight costs. Personal cheques are subject to bank clearance (5 business days).